

Meeting people (A1-)

Teacher's notes

Task 3.

Hello! What's your **name**?

Hello! **My name is** Clara.

Nice to meet you, Clara. My name is Hamid.

What's your **surname**?

My **surname** is Ansari.

How do you **spell** your surname?

A - N - S - A - R - I

Task 6.

Hello, Tony! **How are you**?

Hello, Aisha! **I'm well**, thank you.

How are you?

I'm not well.

What's wrong?

I'm tired.

Task 9.

Text 1: Hello, my name is Hamid. I'm 22 years old.

Text 2: Hello, my name is Clara. I'm 18 years old.

Text 3: Hello, my name is Marsha. I'm 20 years old.

Text 4: Hello, my name is Rashida. I'm 16 years old.

Task 13.

Students receive two sets of cards. One shows the characters from the workbook, the other shows national flags (see page 3).

The teacher says where each character is from and students match up the character images with the correct flags. For example, *Marsha is from Egypt*.

The teacher then asks students where each character is from. Students can also write down where each character is from in the notes section to practice writing these sentences.



Task 15.

Text 1.

Hello, my name is Gary.

I live in **Sturry, S-T-U-R-R-Y.**

My address is **50 Park Road.**

Text 2.

Hello, my name is Rashida.

I live in **Hales Place.**

My address is **31 London Road.**

Text 3.

Hello, my name is Clara.

I live in **Margate, M-A-R-G-A-T-E.**

My address is **22 Dane Road.**

Text 4.

Hello, my name is Hamid.

I live in **Whitstable, W-H-I-T-S-T-A-B-L-E.**

My address is **40 Castle Road.**

Task 16.

Students receive two sets of cards. One shows the characters from the workbook (same cards as in Task 13), the other shows the names of places and addresses (see page 4).

The teacher says where each character lives and students match up the character images with the correct places.

For example, *Marsha lives in Canterbury. Or Marsha's address is 22 Dane Road.*









The teacher then asks students where each character lives. Students can also write down where each character lives in the notes section to practice writing these sentences.

Additionally, this task can be combined with the national flags from Task 13. The teacher can state where the characters are from, then adding where they live.










For example, *Marsha is from Egypt. She lives in Canterbury.*



Characters.

 <p>Hamid</p>	 <p>Marsha</p>	 <p>Clara</p>	 <p>Rashida</p>
 <p>Tony</p>	 <p>Aisha</p>	 <p>Gary</p>	 <p>Julia</p>

Countries.

 <p>United Kingdom</p>	 <p>Somalia</p>	 <p>Algeria</p>
 <p>Pakistan</p>	 <p>Eritrea</p>	 <p>England</p>
 <p>Ireland</p>	 <p>Afghanistan</p>	 <p>Syria</p>
 <p>Albania</p>	 <p>Wales</p>	 <p>Scotland</p>

Addresses / places.

12 Ramsey Road	53 Park Road	8 Cherry Drive
Hales Place	Wincheap	Canterbury
23 Military Road	Westgate	Whitstable
Margate	31 London Road	28 Market Road
6 Beverley Road	14 East Street	17 Summer Street