

The Secret Parcel Mission

student's workbook
A2

Gloria Chamorro

Barbara Hornik

Mihails Murasovs

student's name:

.....

.....

Contents

Lesson 1	2
Lesson 2	8
Lesson 3	14
Lesson 4	20
Lesson 5	26
Lesson 6	31
Lesson 7	38
Lesson 8	42
Lesson 9	47
Lesson 10	54

Lesson 1



Think...

What is in the parcel?

.....

Why is the Professor asking you to collect it?

.....

Discuss!

What do you need to go to the post office? Look at the images below and discuss.

Example:

We don't need sunglasses because it isn't sunny today.

We need a bicycle because the post office is far.



Do you need anything else?

.....

.....

.....

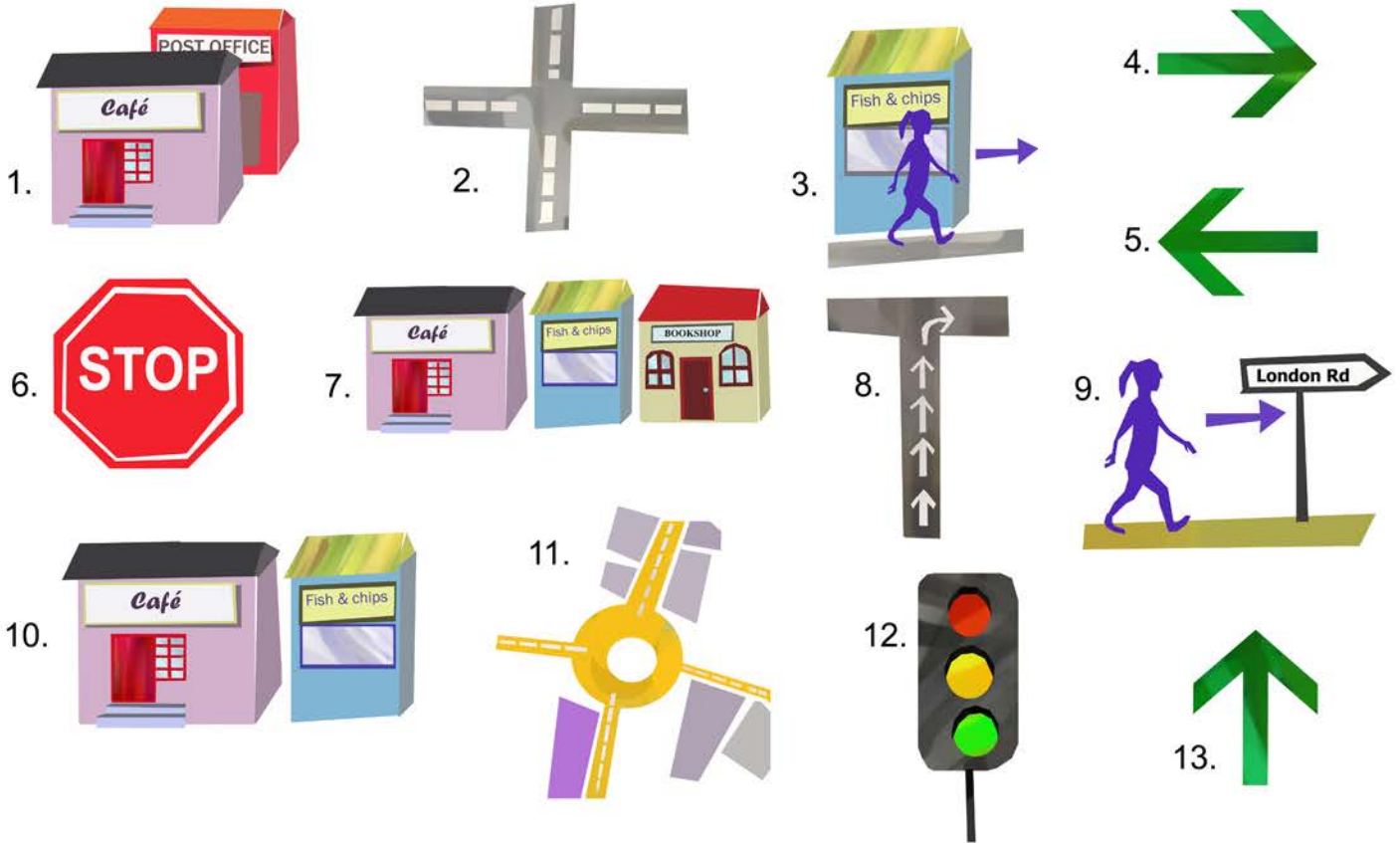
.....

.....

.....

Match!

Match the directions with the correct images.



Follow London Road.

The fish & chips shop is between a café and a bookshop.

Walk past the fish & chips shop.

The post office is behind a café.

At the end of the road, turn right.

Go straight ahead.

The book shop is to the right of a fish & chips shop.

a junction

a stop sign

The café is next to the fish & chips shop.

traffic lights

Turn right.

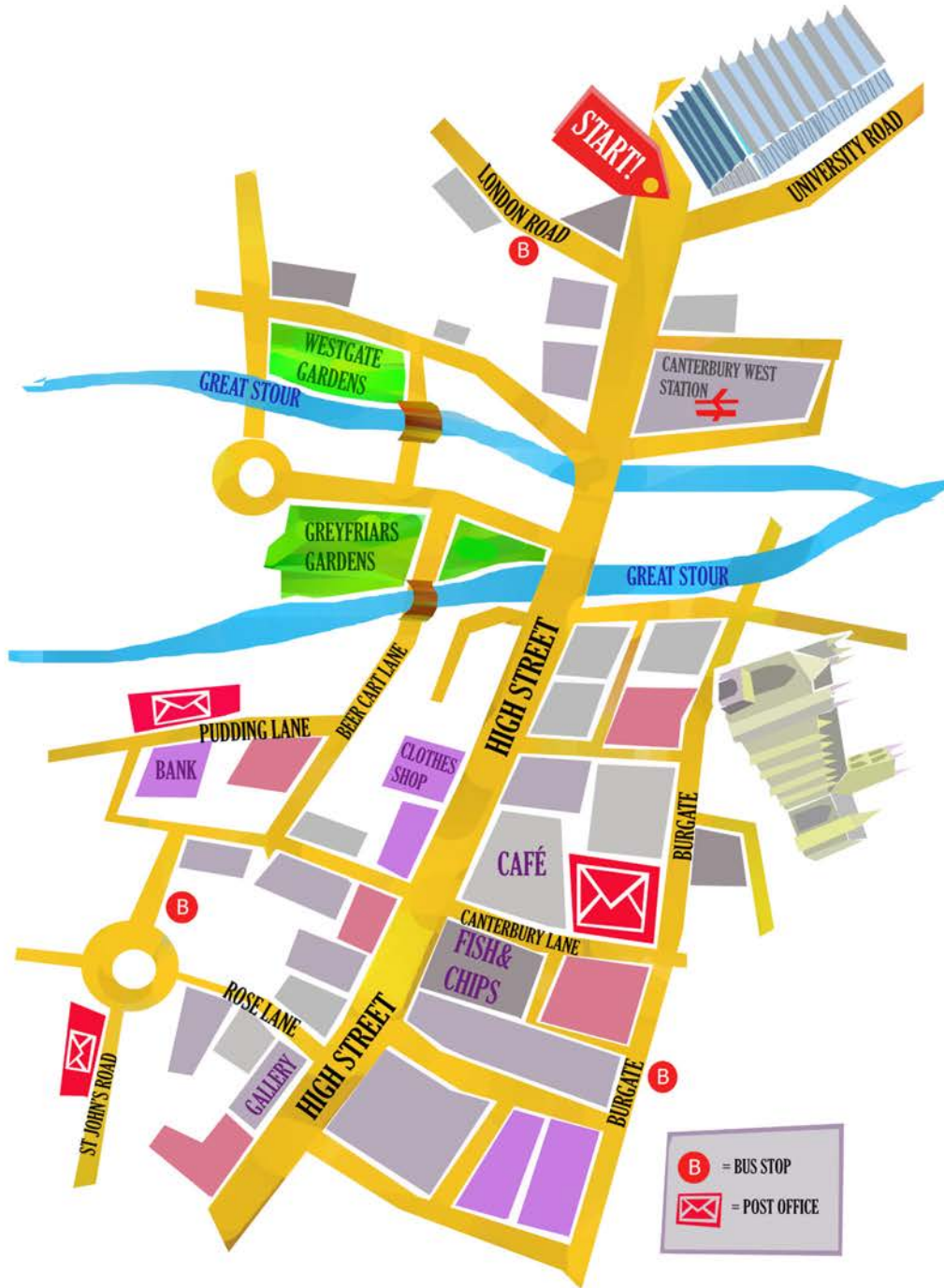
a roundabout

Turn left.

1.
2.
3.
4.
5.
6.
7.
8.
9.
10.
11.
12.
13.

Navigate!

1. Can you name the landmarks?
2. Plan a route from START to one Post Office. Use landmarks and directions from page 4.
3. Guide a partner to the Post Office.



.....

.....

.....

.....

.....

.....

.....

WELL DONE, YOU ARRIVE AT THE POST OFFICE!

YOU ENTER AND GO TO THE COUNTER. WHAT DO YOU SAY TO THE CLERK?



The clerk reads your card.



OH NO, THERE IS A MISTAKE!
THE MAN WHO LEFT HAS
YOUR PARCEL. HURRY, MAYBE
YOU CAN CATCH HIM!

YOU RUN OUTSIDE, BUT IT IS TOO LATE.



THE MAN IS DRIVING AWAY.



TO BE
CONTINUED.

NOTES:

A series of horizontal dotted lines for writing notes.

The story continues...

Lesson 2

THE MAN DRIVES AWAY.



THEN, YOU SEE YOUR FRIEND CYCLING.



YOU BORROW HIS BIKE AND FOLLOW THE CAR...

Refresh!

This is the route.

Can you tell the directions from 'START' to the man's house? Use notes from the last lesson.



You can write down the directions here.

.....

.....

.....

There he is!

How do you stop the man politely? Write your answer here:

.....



He stops. Now you need to introduce yourself. Let's practice first.

Here are some examples:



Hi, I'm Samir.
I live in Hales Place.
I am a student.
I like walking my dog.



Good afternoon, my name is Jade.
I live in Wincheap.
I'm a gardener.
I like working with plants.

Can you add more greetings and hobbies?

Greetings

- Hello

-
-
-

Hobbies

- cooking

-
-
-

Write it



Now, complete this introduction.

....., I'm Ben.
 I live in
 I am a
 I like

Next, write your introduction.

.....

Grammar

Personal pronouns and possessive adjectives

What are they?

.....

**Personal
Pronoun**

**Possessive
Adjective**

Write sentences with personal pronouns and possessive adjectives. ↘

Singular	<i>I</i>	<i>my</i>	<i>I have a backpack. My backpack is very heavy.</i>
	<i>you</i>	<i>your</i>	<i>You have a mobile phone. Your mobile phone is black and small.</i>
	<i>he</i>	<i>his</i>	
	<i>she</i>	<i>her</i>	
	<i>it</i>	<i>its</i>	
Plural	<i>we</i>	<i>our</i>	
	<i>you</i>	<i>your</i>	
	<i>they</i>	<i>their</i>	

Now, look at the picture on page 10. Fill in the gaps below.

The bike belongs to your friend.

Is it your bike?

No, it is bike.

The dog belongs to Leila and Samir.

.....

The van belongs to Jade.

It is van.

The car belongs to the man.

.....

Can you add more examples with things that belong to you or your friends?

.....

Role Play

Now you are ready to speak to the man.

In pairs, create the conversation. At the end, the man must give you the parcel.

Make sure you use greetings, introductions, pronouns and adjectives.

.....

.....

.....

.....

.....

.....

.....

WELL DONE! YOU GET THE PARCEL BACK.

YOU GO BACK TO THE BICYCLE.

SUDDENLY

A MOTORCYCLE APPEARS.

THE RIDER TAKES THE PARCEL FROM YOUR HANDS

AND SPEEDS AWAY...

TO BE CONTINUED.



NOTES:

A series of horizontal dotted lines for writing notes.

Last lesson...

WELL DONE! YOU GET THE PARCEL BACK.

YOU GO BACK TO THE BICYCLE.

SUDDENLY

A MOTORCYCLE APPEARS.

THE RIDER TAKES THE PARCEL FROM YOUR HANDS
AND SPEEDS AWAY...

Hmm...



Lesson 3

What to do now? Maybe the Professor knows? Let's phone her!
To tell the Professor what happened, we need to use the Past Simple tense.
Let's practice using Past Simple.

Grammar

Past Simple

What is it?

.....

.....

Now practice using these forms of 'to be' in a sentence.

	Present Simple	Past Simple		
Singular	I	am	was	I was at the post office yesterday.
	you	are	were	You were not at school on Monday.
	he	is	was	
	she	is	was	
	it	is	was	
Plural	we	are	were	
	you	are	were	
	they	are	were	

Regular verbs

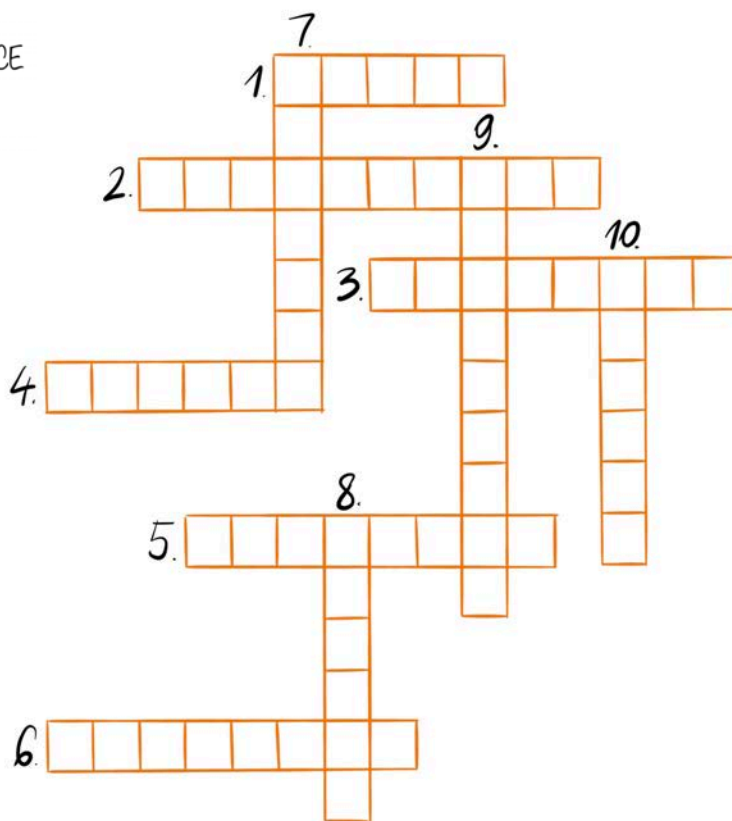
How do we convert a regular verb (talk, like) from Present Simple to Past Simple?

.....

.....

Now, complete the crossword by converting the Present Simple verbs into Past Simple!

- 2. INTRODUCE
- 3. FOLLOW
- 5. ANSWER
- 6. BORROW
- 7. ARRIVE
- 9. COLLECT
- 10. WANT



Irregular verbs

What are 'irregular verbs' (think, know)?

.....

How do we convert these irregular verbs to Past Simple?

Come -

Go -

See -

Think -

Leave -

Take -

Get -

Say -

Tell -


Speak -

Meet -


Give -



Hmmm,
I expected this...



I must ask for
more help.



Please, can you meet
my friend at the
Cathedral tomorrow?

He will help you
get the parcel.

**To be
continued.**

NOTES:

A series of horizontal dotted lines for taking notes.

Lesson 4



To find the Professor's friend, we need to learn about descriptions.

Vocabulary

First, let's name parts of the body and face.



Now, can you name the clothes?

Can you describe them? For example, a small red bag.



Grammar

Be

		Positive	Negative
Singular	I	AM	AM NOT
	YOU	ARE	ARE NOT
	HE/SHE	IS	IS NOT
	IT		
Plural	WE / YOU / THEY	ARE	ARE NOT

What is it?

.....

.....

.....

Have

		Positive	Negative
Singular	I	HAVE	DO NOT HAVE
	YOU		
	HE/SHE	HAS	DOES NOT HAVE
IT			
Plural	WE / YOU / THEY	HAVE	DO NOT HAVE

What is it?

.....

.....

.....

Let's use *be* and *have* in sentences.

I have (have) a mobile phone. It is not (be) large. It is (be) small.

This woman is (be) tall. She (be) short.

The man has brown hair. He (have) blue hair.

My friend (have) a bike. It (be) red.

We (be) students. We (have) a parcel.

My shoes (be) nice. They (be) dirty.

Now, describe yourself (hair, eyes, height, and weight) and your clothes.
Then, describe one of your classmates.

.....

.....

.....

.....

.....

.....

Questions

How do we ask questions?

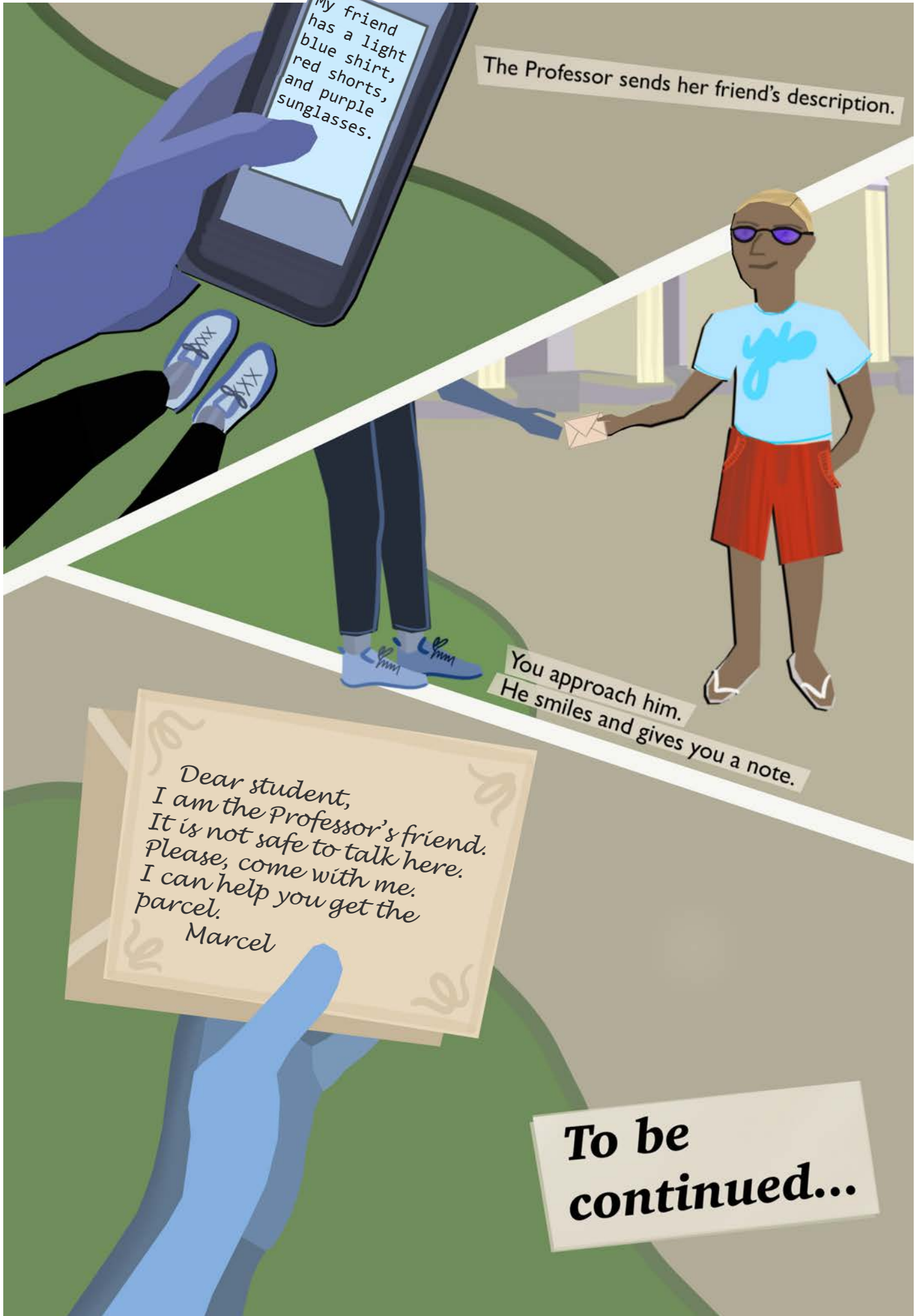
.....

.....

.....

Create questions for the answers.

- *Is your friend tall?* - No, my friend is not tall. He is short.
- - Yes, we have a mobile phone.
- - Yes, my shorts are yellow.
- - No, I don't have new sunglasses. They are old.
- - No, my bike is not blue. It is red.
- - Yes, the man's hat is large.



My friend has a light blue shirt, red shorts, and purple sunglasses.

The Professor sends her friend's description.

You approach him. He smiles and gives you a note.

Dear student,
I am the Professor's friend.
It is not safe to talk here.
Please, come with me.
I can help you get the parcel.
Marcel

To be continued...

NOTES:

A series of horizontal dotted lines for writing notes.



The Professor asked Marcel to tell you more about the parcel.
To understand his story better, we need to learn about Present Continuous.

Grammar

Present Continuous

What is it?


.....

.....

	Positive	Negative	Question
Singular	I <u>am</u> (I'm) walking.	I <u>am not</u> (I'm not) walking.	<u>Am I</u> walking?
	You <u>are</u> (you're) reading.	You <u>are not</u> (aren't) reading.	<u>Are you</u> reading?
	He <u>is</u> (he's) looking.	He <u>is not</u> (isn't) looking.	<u>Is he</u> looking?
	She <u>is</u> (she's) speaking.	She <u>is not</u> (isn't) speaking.	<u>Is she</u> speaking?
	It <u>is</u> (it's) raining.	It <u>is not</u> (isn't) raining.	<u>Is it</u> raining?
Plural	We <u>are</u> (we're) sitting.	We <u>are not</u> (aren't) sitting.	<u>Are we</u> sitting?
	You <u>are</u> (you're) asking.	You <u>are not</u> (aren't) asking.	<u>Are you</u> asking?
	They <u>are</u> (they're) learning.	They <u>are not</u> (aren't) learning.	<u>Are they</u> learning?

Vocabulary

What are they doing?



Now you are ready for Marcel's explanation.
Read Marcel's story and complete the gaps using Present Continuous or Present Simple.

I can see you (have) an interesting adventure. You
(make) good progress. you (have) fun?
The Professor says she (be) sorry she cannot come with us. She (be) very busy. At
the moment, she (study) an ancient mystery. The parcel
(contain) a very old book. It (be) full of powerful secrets.
Many people (want) this book. It (be) very expensive. That is why some-
one came to steal it on the motorbike.
Right now, they (hide) in Margate. Margate (have) many
places to hide.
We (travel) on this train to take the parcel back.
I (have) a friend in Margate who (know) where the thieves
(be). He gave me a map to their base.

Listening

Part 1: Listen to the conversation between Marcel and the Professor.

Are the statements True or False?

- You and Marcel are travelling to London. TRUE / FALSE
- The Professor is working hard today. TRUE / FALSE
- The Professor is not doing well today. TRUE / FALSE
- Marcel does not have the map. TRUE / FALSE
- Marcel's friend travelled to London yesterday. TRUE / FALSE
- You and Marcel are meeting his friend today. TRUE / FALSE

Part 2: Listen to the conversation between the student and Marcel.

Are the statements True or False?

- Marcel lives in Margate. TRUE / FALSE
- Marcel went to the museum in Margate. TRUE / FALSE
- Marcel likes being in the sun. TRUE / FALSE
- It is the student's first time going to Margate. TRUE / FALSE
- The student is not feeling confident. TRUE / FALSE
- The Professor said that the student is good with maps and directions. TRUE / FALSE
- The sun is shining. TRUE / FALSE

Now, practice using Present Continuous.
Describe what is happening on page 29.

.....

.....

.....

.....

.....

.....

.....

.....

.....

.....

.....

.....

.....

.....

.....

.....

.....

.....

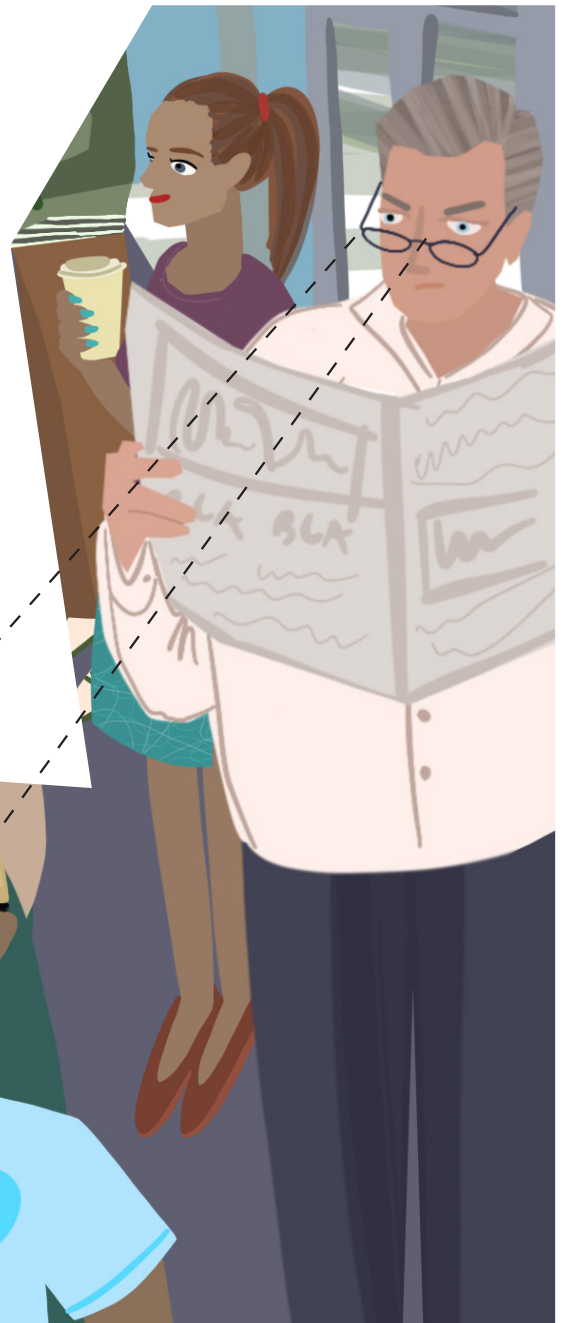
.....

.....

.....

.....

.....



Who is the man looking at Marcel?

To be continued...

NOTES:

A series of horizontal dotted lines for writing notes.

Lesson 6

Margate

Before we continue the mission, I want to check that you remember what we learned so far.

But first, I'm hungry. Let's go and get some food!

Can you remember how to use a map?
Navigate you and Marcel from the train station to the café.



While you walk, Marcel tells you about another time he came to Margate. Listen to the story and complete the gaps with the correct verbs and adjectives. Don't forget to transform the verbs into Past Simple!

VERBS

come	see	hear
be	wear	
have	make	
play	walk	

ADJECTIVES

colourful	large	bright orange
blue	long	sunny
yellow	larger	heavy
good	sad	fun
red	loud	

Last year, I to a carnival in Margate. It on this street. A carnival is a celebration that has music and costumes.

Many people to see the carnival. Some people clothes. They their clothes at home.

I a man who a hat with a bird on top. The bird It than the man's dog.

One woman a dress. The dress and many images of the city on it. The dress very and two people to help her.

I also a lot of music that day. Do you like music?

The musicians down this street and their instruments. It very and to watch.

It also a day. When I home, I that I everywhere, but I because it a very day.

Marcel wants to check if you understood his story. Mark these statements as True or False.

- | | |
|---|--------------|
| Marcel came to the carnival this year. | TRUE / FALSE |
| The carnival was on a different street. | TRUE / FALSE |
| People made their clothes at home. | TRUE / FALSE |
| Marcel did not see colourful clothes. | TRUE / FALSE |
| A woman wore a big blue dress. | TRUE / FALSE |
| The woman's dress was very heavy. | TRUE / FALSE |
| The music was not very good. | TRUE / FALSE |
| Marcel played music at the carnival. | TRUE / FALSE |

Now, answer these questions.

1. What colour was the man's hat?

.....

2. Did Marcel help the woman?

.....

3. What was on the man's hat?

.....

4. Did Marcel like the music?

.....

5. What does a carnival have?

.....

6. What was on the woman's dress?

.....

7. Was there a dog on the man's hat?

.....

8. What colour was Marcel when he came home?

.....

You arrive at the café!

This is Marcel's friend Ben. He works at the café.



Do you remember how to introduce yourself? Write your introduction here.

.....

.....

Now, let's learn about food! Match the descriptions with the correct images and names.

Long and green



Cucumber

Yellow with holes



Apple

Oval and brown



Potato

Green and flat



Lettuce

Red with one green leaf



Cheese

Long and yellow



Banana

Long and orange,
with green leaves



Carrot

Round and red



Onion

Large and colourful,
with grey fins



Tomato

Small white and black
pieces



Fish

Brown with light stripes



Bread

Golden and round



Salt and pepper

Now, let's learn how to order food at a café. Do you know how to order?

.....

.....

.....

.....

In pairs, create a role play in which you order a sandwich and choose the ingredients.

.....

.....

.....

.....

Marcel wants to tell you about his friend, Ben.
Complete the gaps with either Present Simple or Present Continuous.

My friend Ben (make) the best sandwiches. They (be) always delicious and fresh. Right now, he (make) my favourite one. It (have) tomato, lettuce, cheese, and chicken on toasted bread. I (have - negative) it every time, but I (have) it today.

He also (make) the best coffee. I didn't like coffee before I came here, but now I always (drink) it. I (learn) how to make it.

When he (work - negative), Ben (study) at university. This job (help) him pay his rent. He (live) in Margate, but (study) in Canterbury. I often see him when he (walk) from the train to the university.

In fact, Ben (work) with the Professor at the moment. He (study) history. Tonight, he (have) an evening class. That is why he (work) in the morning.

He (know) a lot about the book that we (look) for. He told me that it (have) a long and complicated history. He said he can help us (read) it when we (get) it back.



Last lesson...

Lesson 7



Good job, you did well in the last lesson!
 Now, I know that you're ready to learn how to talk about the future!

Grammar

Future

FORM	USE
<p>will</p> <p>I will go. / I'll go. I will not go. / I won't go.</p> <p>Will I go? Will I not go?</p>	
<p>going to</p> <p>I am going to eat. / I'm going to eat. I am not going to eat. / I'm not going to eat.</p> <p>Am I going to eat? Am I not going to eat?</p>	
<p>Present Continuous for future use</p> <p>I am writing. / I'm writing. I am not writing. / I'm not writing.</p> <p>Am I writing? Am I not writing?</p>	

Vocabulary

11:00 PM
6:00 AM



8:30 AM
9:45 AM



6:15 AM
8:10 AM



9:30 AM
5:00 PM



10:20 AM
12:00 PM



1:25 PM
8:40 PM



Now, listen to Marcel's plans and answer the questions.

1. Is Marcel having breakfast at 10 AM tomorrow?

.....

2. What is Marcel going to do at 12.15?

.....

3. When is Marcel having a snack?

.....

4. When is Marcel going to the library?

.....

5. Is Marcel leaving the library at 3.30 PM?

.....

6. What is Marcel doing at 4 PM?

.....

7. Is Marcel going straight home for dinner?

.....

8. Which ingredients is Marcel buying to cook dinner?

.....

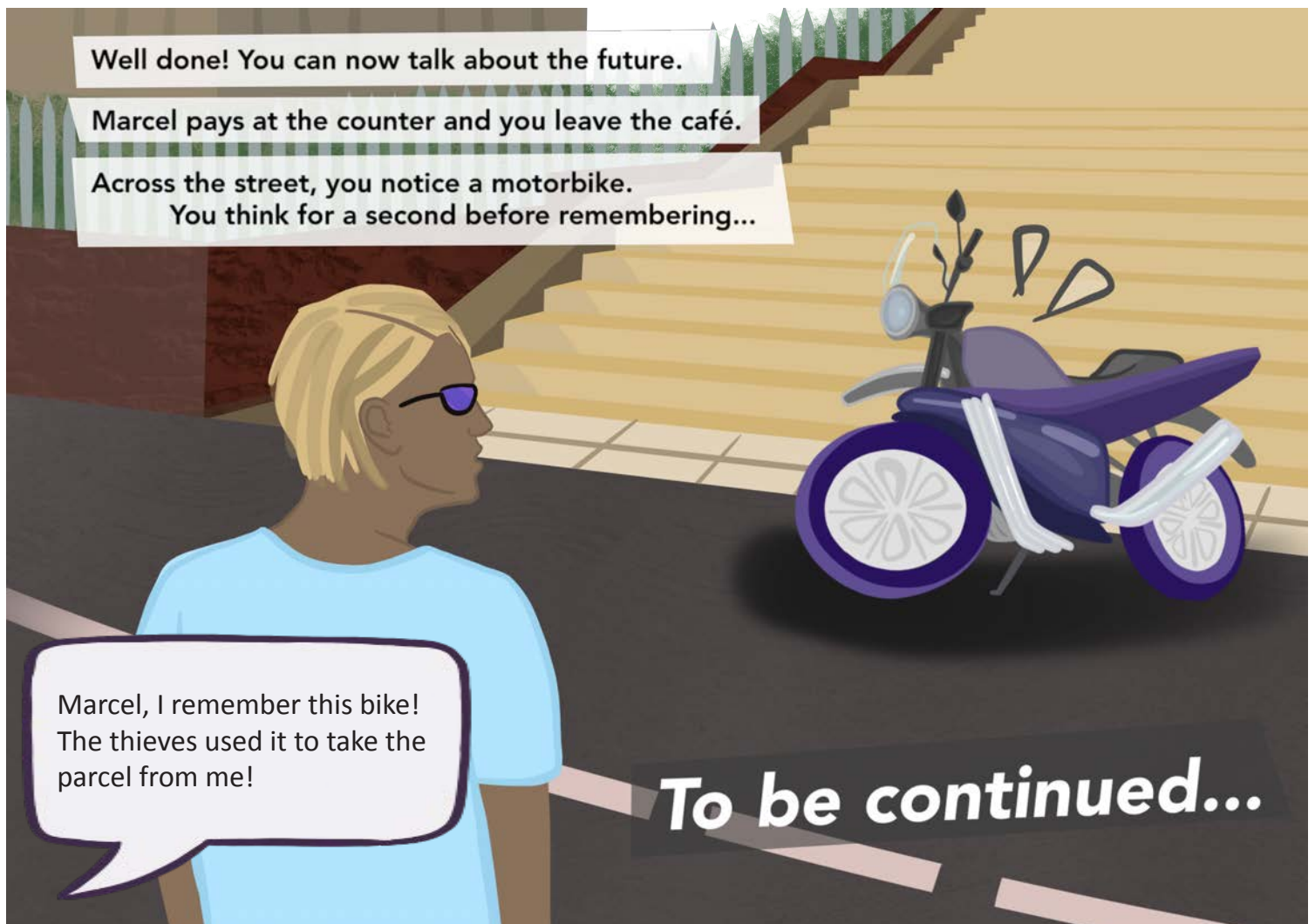
Next, talk to a partner about your plans.

Ask about:

- This evening (Present Continuous)
- This weekend (*going to* / Present Continuous)
- This time next week (*will* / *going to*)
- Next year (*going to*)

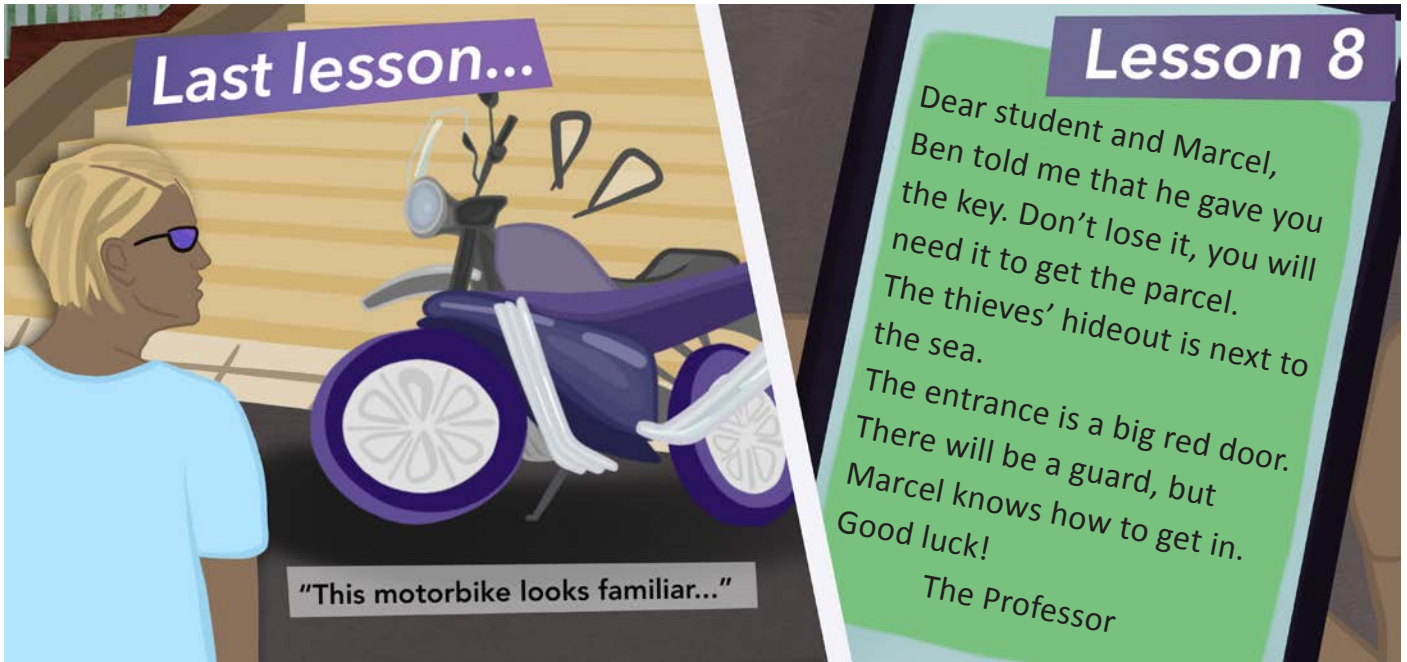
Marcel tells you that he lost his planner. With a partner, can you help him make a new one?

Your teacher will have the things you need for this task.



NOTES:

A series of horizontal dotted lines for writing notes.



Grammar

Prepositions of place.

What are they?

Vocabulary

Use prepositions of place to describe the picture.

1. I see a woman the picture.
2. The woman is sitting a chair.
3. Her legs are the table.
4. She has an earring her ear and a water bottle her hand.
5. the table are a computer, a banana, and a notebook.
6. The banana is the computer and the notebook.
7. The woman's bag is the chair.
8. Her wallet is the bag.
9. The table is the chairs.



Asking questions about place.

.....

.....

.....

Now, practice asking questions.

Ask the questions about the picture of the woman on page 42.

(Q: *Where is the woman sitting?* A: *She is sitting at the table.*)

1.
2.
3.
4.
5.
6.
7.
8.
9.

Prepositions of time.

What are they?

.....

In -

On -

At -

Now, practice using them!

Write the correct preposition of time in the gap.

1. I came to Margate the morning.
2. My train left Canterbury 10 AM.
3. The train was not time, it was 5 minutes late.
4. You met Marcel 9 AM, by the cathedral.
5. You are getting the parcel back today.

6. Monday, Marcel is going to the gym.
7. the weekend, he is going to London.
8. the moment, you and Marcel are walking to the hideout.
9. Marcel came to a carnival in Margate last year.
10. The carnival was the 18th of July.
11. This year, the carnival is August.

Asking questions about time.

.....

.....

.....

Next, practice asking questions about time.

Ask questions about the sentences in the previous task.

(Q: When did you come to Margate? A: I came to Margate in the morning.)

1.
2.
3.
4.
5.
6.
7.
8.
9.
10.

Game time!

Your teacher will give you a game.

The student who finishes first, wins!



The red door is the entrance to the hideout. The parcel is inside. The man that is standing in front of the door is the guard.

"The guards are going to change in 10 minutes."



"When the new guard arrives, they will go away for 5 minutes to get ice cream."



"When they walk away, we are going to run inside."

To be continued...

NOTES:

A series of horizontal dotted lines for writing notes.

Last lesson...

"This is the entrance to the hideout. When the guards walk away, we are going to run inside..."



Lesson 9

Good! We **have made** it into the hideout! That **was** easy, wasn't it? I hope that they **have not moved** the parcel to a different place. This place looks scary! It looks like the thieves **built** it a long time ago. And it looks like no one **has used** it for a long time.

Have a look at the handout. It shows us the map of the hideout. It looks like the thieves **knew** we were coming. Do you remember them? The man **was** on our train to Margate, wasn't he? And the woman **took** the parcel from you outside that man's house. It looks like they **have waited** for us here.



1. Present Perfect

What is it?

2. Verb tenses

Regular verbs

Present Simple	Past Simple	Present Perfect
I ask		
I walk		
I talk		
I look		
I live		
I open		

Irregular verbs

Present Simple	Past Simple	Present Perfect
I am		
I do		
I say		
I have		
I sit		
I buy		
I go		
I take		
I see		
I eat		
I hide		

3. Multiple choice

Circle the correct answer.

1. Marcel to London.
a. has been b. was
2. Last year, there a carnival in Margate.
a. has been b. was
3. The Professor you a text message right now.
a. sent b. has sent
4. You the train to get to Margate.
a. have taken b. took
5. The Professor you a text message in lesson 4.
a. sent b. has sent
6. Marcel a bike during your adventure.
a. did not borrow b. has not borrowed
7. The motorbike rider the parcel from you.
a. has taken b. took
8. You Marcel's friend, Ben.
a. met b. have met
9. Marcel to go to the cinema next week.
a. has planned b. planned

4. Adverbs

What are they?

.....

.....

.....

Ever	Never

5. Fill in the gaps

Complete the sentences with *ever* or *never*.

1. Have you been to Wincheap in Canterbury?
No, I have been to Wincheap.
2. What is the best movie you have seen?
The best movie I have seen is *Lord of the Rings*.
3. I have eaten shark.
4. Have you lost your keys?
5. What is his name? I can remember his name.
6. Have you been to my friend's house?
Yes, I have been to your friend's house twice.

6. Already / yet

Already	Yet

7. Fill in the gaps

Complete the sentences with *already* or *yet*.

1. Have you finished your homework?
2. A man has missed his bus because the bus has left.
3. This woman is hungry. She has not had her lunch
4. Have you planned your weekend?
5. You have not been to the shop

8. Correct or incorrect?

Are these sentences correct? If they aren't, write them correctly.

1. On your way to the class today, have you seen any dogs?

.....

2. I read a very interesting book last week.

.....

3. You have already cooked your food for later.

.....

4. I never went to France.

.....

5. Jim finished his work.

.....

9. Fill in the gaps


Listen to the teacher and mark the sentences as True or False.

- | | |
|---|--------------|
| 1. The Professor has not been to Ashford. | TRUE / FALSE |
| 2. The Professor's friend has never been to Whitstable before. | TRUE / FALSE |
| 3. The Professor's friend has tried the fish and chips in Whitstable before. | TRUE / FALSE |
| 4. The Professor does not have a bike yet. | TRUE / FALSE |
| 5. Whitstable is the only place the Professor has cycled to. | TRUE / FALSE |
| 6. The Professor went to Whitstable by car before she had a bike. | TRUE / FALSE |
| 7. The Professor has decided to go to Whitstable today because the weather is warm. | TRUE / FALSE |
| 8. The Professor has used her bike every day since she bought it. | TRUE / FALSE |
| 9. Riding bikes has been the Professor's hobby for three years. | TRUE / FALSE |

Well done! You have finished!

Now, add up your points. The team with the most points is the winner!

**To be
continued...**



NOTES:

A series of horizontal dotted lines for writing notes.



Last lesson...

"I believe the parcel is in this room."



Lesson 10

"Look at this door! It makes me think that there is something scary behind it... Let's go and see what it is!"

Mind map

First, we are going to discover what is in the room.

Write your ideas in the mind map. Then, share them with the class. If you like your classmates' ideas, you can write them in your mind map.

WHAT IS IN THE ROOM?

WHAT DOES THE ROOM
LOOK LIKE?

WHERE IN THE ROOM
IS THE PARCEL?

WHO IS IN THE ROOM?

Structure

Now that you have some ideas, you need to learn how to structure a story.

Beginning:

.....

.....

Middle:

.....

.....

Ending:

.....

.....

Here is an example:

Beginning:

The Professor has worked on her project about ancient books for two years. She had almost finished it when she discovered one more book. Many powerful people from history have spoken about its secrets, but not many have seen it. She learned that there is only one book left in the world. She wrote to many collectors, but no one had heard of it.

Then, one day, she received an email from man in Brazil who had the book. He said that it is dangerous and asked the Professor to help him destroy it. The man said that the book contains a map that leads to an ancient temple. In the temple, there is a fountain. Any person who drinks from it learns to control the minds of other people. The collector couldn't bring it himself, so he sent it to the Professor by mail.

Middle:

The thieves also knew about the book and wrote to the collector. They heard that the Professor was looking for the book and wanted to find it. The collector did not tell them that he had sent the book to the Professor, but the thieves broke into his email and read everything.

They wanted to get the book before the Professor, so they sent the woman on the motorbike to steal it and take it to the hideout, where they wanted to study its secrets. They did not expect you to get the parcel from that man in the Post Office before them. Luckily for them, the woman got to the man's house when you were leaving. She took the parcel from you and brought it to her boss in the hideout in Margate.

NOTES:

A series of horizontal dotted lines for writing notes.

